

BG-SC-GRHU

HDMI/USB 3.0 Table Grommets for BZBGEAR BG-UHD-KVM41

User Manual







TABLE OF CONTENTS

Statement	4
Safety Precaution	4
Introduction	5
Packing List	5
Technical Specifications	5
Operation Controls and Functions	6
Table Grommet Control	7
Application Example	7
Tech Support	8
Limited Product Warranty Terms	8
Mission Statement	8
Copyright	8



Statement

Please read these instructions carefully before connecting, operating, or configuring this product. Please save this manual for future reference.

Safety Precaution

- Unpack the equipment carefully and save the original box and packing material for possible future shipment.
- Follow basic safety precautions to reduce the risk of fire, electrical shock and injury to persons.
- To prevent damaging this product, avoid heavy pressure, strong vibration, or immersion during transportation, storage, and installation.
- Do not dismantle the housing or modify the module.
- Using supplies or parts not meeting the products' specifications may cause damage, deterioration or malfunction.
- Do not put any heavy items on the extension cable in case of extrusion.
- Install the device in a place with fine ventilation to avoid damage caused by overheat.
- Do not twist or pull by force ends of the optical cable. It can cause malfunction.
- The housing of this product is made of organic materials. Do not expose to any liquid, gas, or solids which may corrode the shell.
- Unplug this device during lightning storms.
- Do not use liquid or aerosol cleaners to clean this unit. Clean only with a soft dry microfiber cloth.
- Always unplug the power to the device before cleaning.
- If an object or liquid falls or spills on to the housing, unplug the module immediately.
- To prevent the risk of electric shock, do not open the case. Installation and maintenance should only be carried out by qualified technicians.
- Do not use the product beyond the specified temperature, humidity, or power supply specifications.
- This product does not contain parts that can be maintained or repaired by users. Damage caused by dismantling the product without authorization from BZBGear is not covered under the warranty policy.
- Installation and use of this product must strictly comply with local electrical safety standards.
- Product specifications may be subject to technical upgrades without further notice.
- Unplug the power cord when left unused for a long period of time.
- Information on disposal for scrapped devices: do not burn or mix with general household waste, please treat them as normal electrical wastes.



Introduction

The BG-SC-GRHU is a table grommet for BZBGear's BG-UHD-KVM41 switcher. Each grommet supports resolutions up to 4K2K@60Hz 4:4:4 and features an HDMI input, USB 3.0 connection, and controls for source selection and video mute.

Users can connect their devices via the HDMI or Type B USB inputs. The HDMI and Type-A USB outputs provide the direct connection to the switcher.

Each grommet additionally has a 3-pin terminal control block to connect to the GR1~GR4 ports of the BG-UHD-KVM41 switcher, providing support for workstations or conferencing setups with the need to easily switch between and control multiple computers.

Packing List

- 1 x BG-SC-GRHU Table Grommets
- 1 x 3-pin Terminal Block
- 1 x 2 Mounting Screws (PM3*8mm)
- 1 x 2 Mounting Screws (PM3*16mm)
- 1 x 2 Mounting Screws (PM3*25mm)
- 1x User Manual
- 1x Quick Start Guide

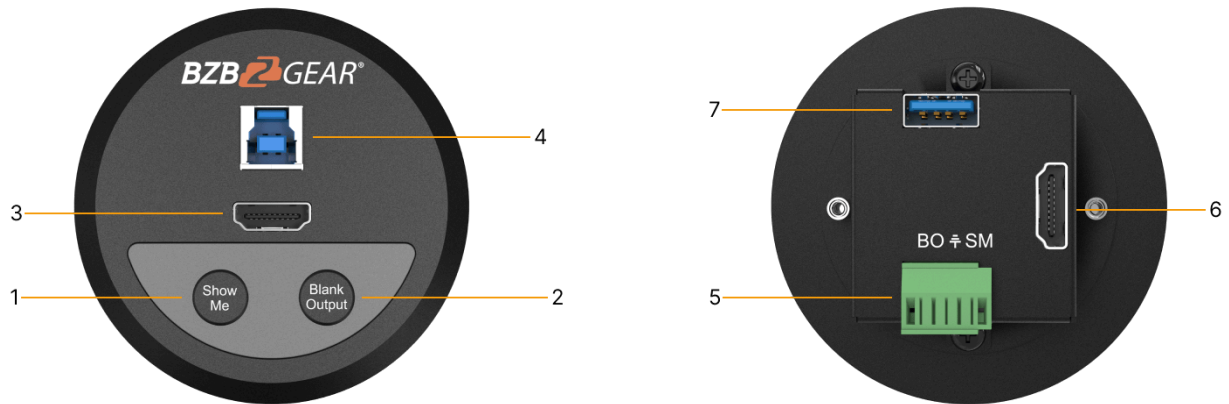
Technical Specifications

Video Input	
Input	(1) HDMI
Input Connector	(1) Female type-A HDMI
Video Output	
Output	(1) HDMI
Output Connector	(1) Female type-A HDMI
Control	
Control Connector	(1) Type-B USB, (1) Type-A USB, (1) 3-pin Terminal Block
General	
Resolution Range	Up to 4Kx2K@60Hz 4:4:4, HDR10, Dolby Vision
Operation Temperature	14-25°F ~ +131-25°F / -10°C ~ +55°C
Storage Temperature	-25-25°F ~ +158-25°F / -25°C ~ +70°C
Relative Humidity	10%-90%
Dimension (W*H*D)	3.0" x 1.2" x 3.0" [76mm x 29.6mm x 76mm]
Net Weight (g)	0.23lbs [105g]



Operation Controls and Functions

BG-SC-GRHU Table Grommet panels



1. **Show Me button:** Press the button to select the HDMI input source.
2. **Black Output:** Press the button to output black screen for display.
3. **HDMI Input:** Connect to HDMI source device (e.g. PC).
4. **USB 3.0 Type-B:** Connect the PC to the port.
5. **3-pin terminal block:** Connect to the GR1-GR4 port of the switcher.
6. **HDMI Output:** HDMI output port to connect the HDMI input port of the switcher.
7. **USB 3.0 Type-A:** Connect to the port of the switcher.

Panels Drawing

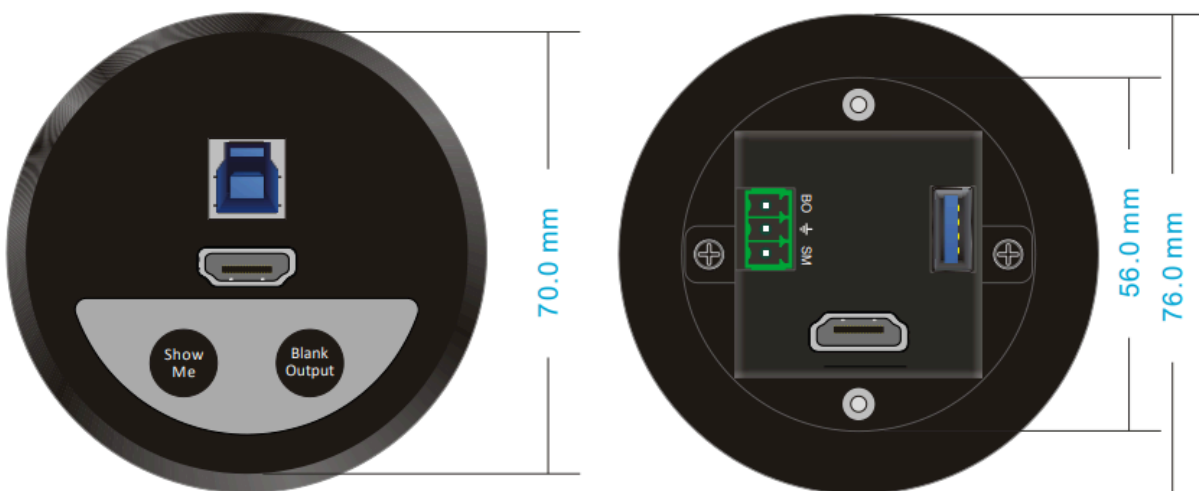




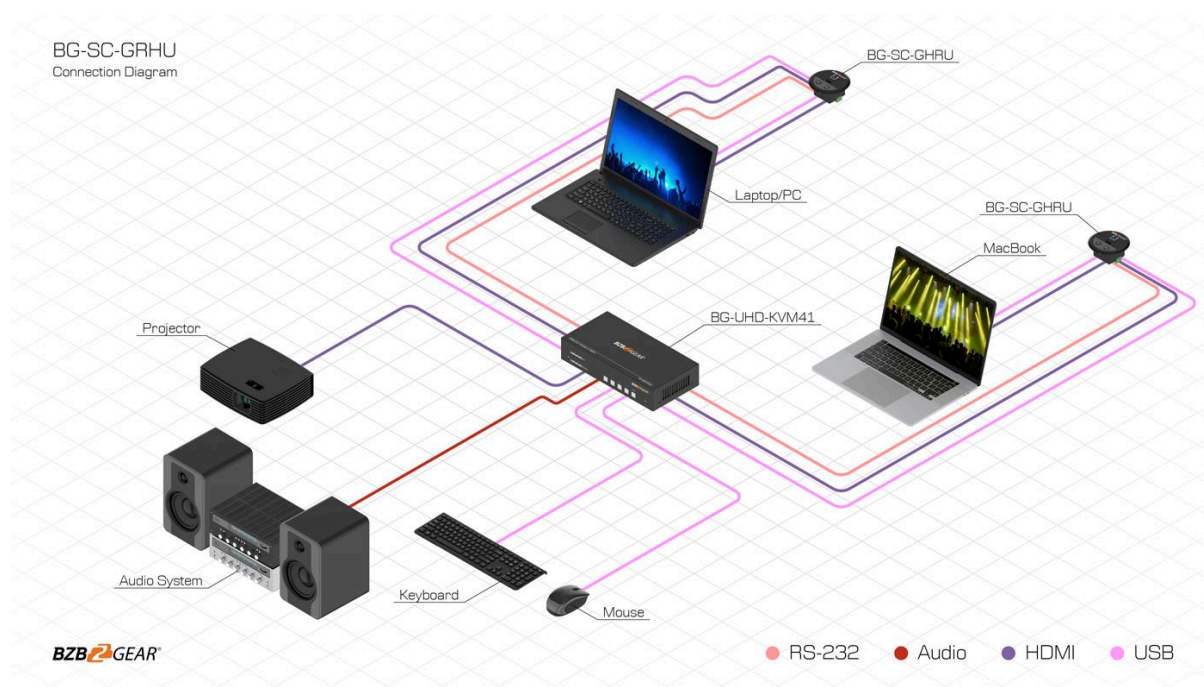
Table Grommet Control

The BG-SC-GRHU table grommet can be used for input source selection and blank screen.

Press **Show Me** on table grommet to select HDMI source.

Press **Blank Output** on the table grommet to display a black screen.

Application Example





Tech Support

Have technical questions? We may have answered them already!

Please visit BZBGear’s support page (bzbgear.com/support) for helpful information and tips regarding our products. Here you will find our Knowledge Base (bzbgear.com/knowledge-base) with detailed tutorials, quick start guides, and step-by-step troubleshooting instructions. Or explore our YouTube channel, BZB TV (youtube.com/c/BZBTVchannel), for help setting up, configuring, and other helpful how-to videos about our gear.

Need more in-depth support? Connect with one of our technical specialists directly:

<u>Phone</u>	<u>Email</u>	<u>Live Chat</u>
1.888.499.9906	support@bzbgear.com	bzbgear.com

Limited Product Warranty Terms

Pro Line: 5-year warranty from the date of purchase for AV/Broadcasting products bought on or after August 1, 2024.

Essential Line: 3-year warranty from the date of purchase for AV/Broadcasting products bought on or after August 1, 2024.

Cables: Lifetime Limited Product Warranty.

For complete warranty information, please visit bzbgear.com/warranty.

For questions, please call 1.888.499.9906 or email support@bzbgear.com.

Mission Statement

BZBGear is a breakthrough manufacturer of high-quality, innovative audiovisual equipment ranging from AVoIP, professional broadcasting, conferencing, home theater, to live streaming solutions. We pride ourselves on unparalleled customer support and services. Our team offers system design consultation, and highly reviewed technical support for all the products in our catalog. BZBGear delivers quality products designed with users in mind.

Copyright

All the contents in this manual and its copyright are owned by BZBGear. No one is allowed to imitate, copy, or translate this manual without BZBGear’s permission. This manual contains no guarantee, standpoint expression or other implies in any form. Product specification and information in this manual is for reference only and subject to change without notice.

All rights reserved. No reproducing is allowed without acknowledgement.